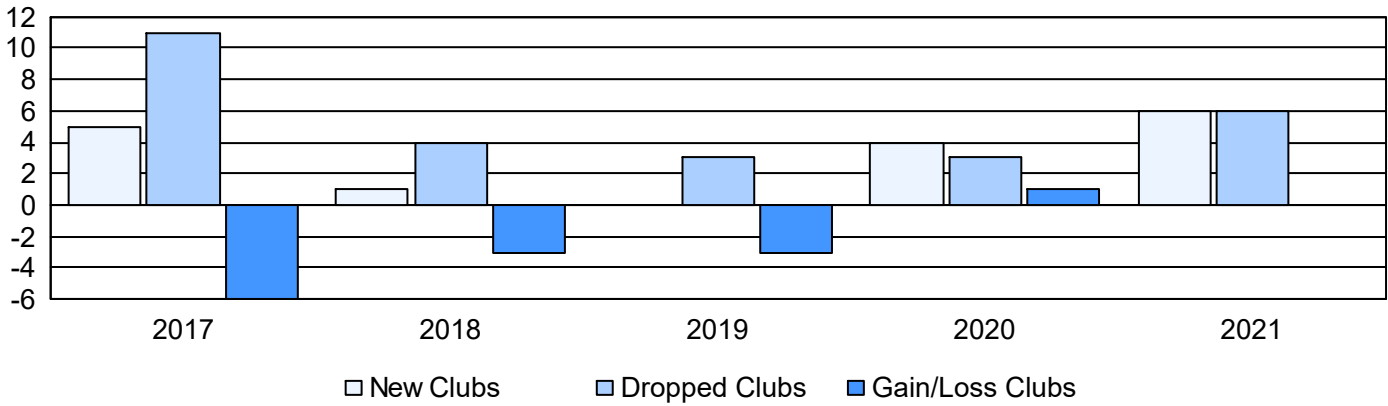
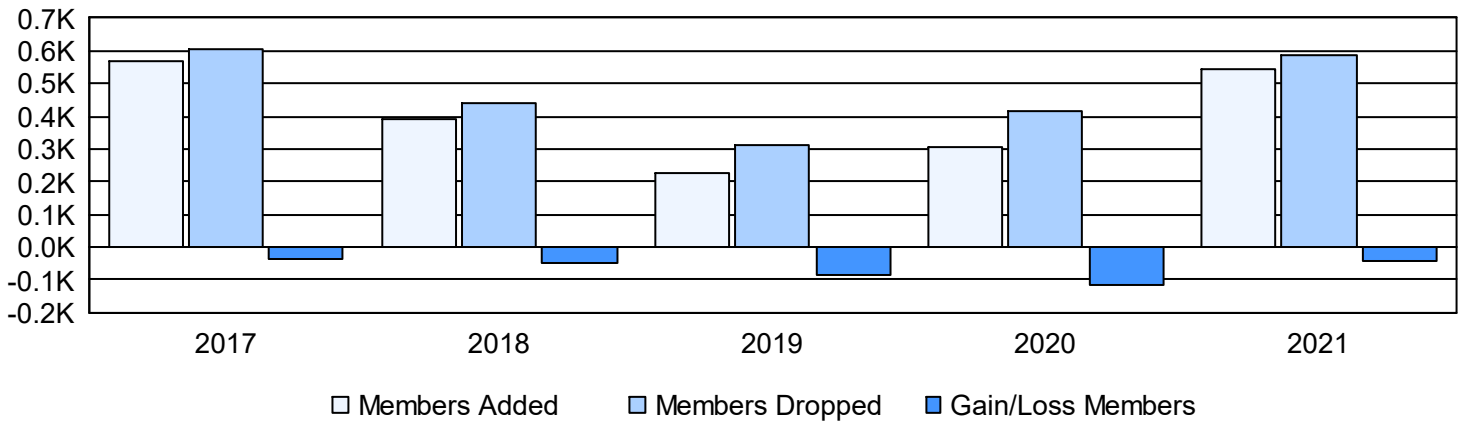


Year	New Clubs	Dropped Clubs	Gain/ Loss Clubs	New Members	Charter Members	Reinstate Members	Transfer Members	Total Member Added	Total Members Dropped	Gain/ Loss Members
2016-2017	5	11	-6	385	146	14	22	567	606	-39
2017-2018	1	4	-3	271	55	43	23	392	443	-51
2018-2019	0	3	-3	189	15	9	13	226	309	-83
2019-2020	4	3	1	135	131	19	20	305	418	-113
2020-2021	6	6	0	169	275	61	37	542	586	-44
Average	3	5	-2	230	124	29	23	406	472	-66

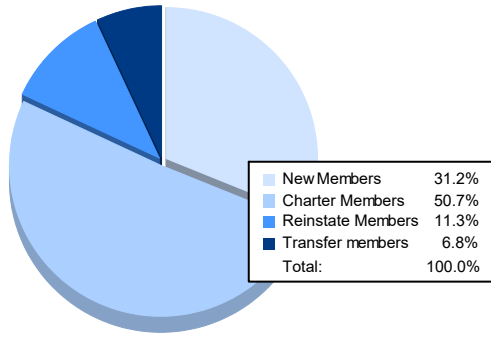
Clubs



Members



Membership Composition June 2021 Cumulative



Gender Composition June 2021 Cumulative

